

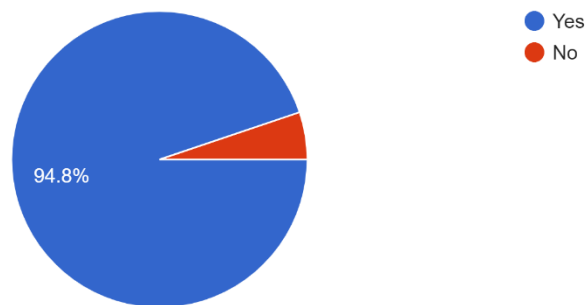
CLARA'S COLLEGE OF COMMERCE
STUDENT SATISFACTION SURVEY (SSS)
FEEDBACK ANALYSIS

AY: 2020-21

Students Satisfaction Survey was conduct through online. While framing the questionnaire several dimensions of teaching - learning process have been taken into consideration. Percentage is used to analysis the feedback of the students. The primary aim of it to improvised the teaching – learning process. The respondents are from all the programs.

Please confirm this is the first and only time you answer this survey:

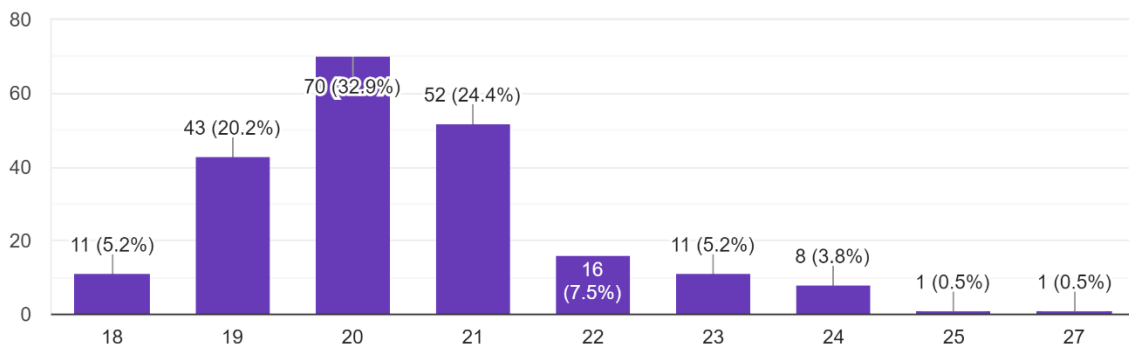
213 responses



Interpretation: Out of total responses there is repetition of feedback around 6.20 %

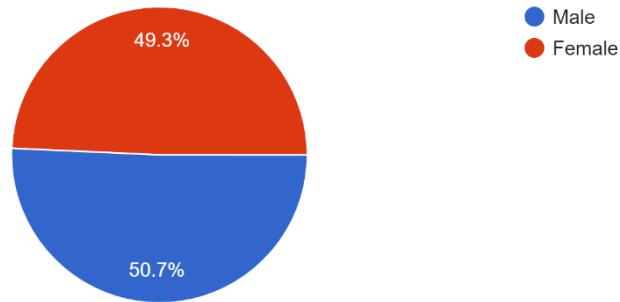
Age:

213 responses



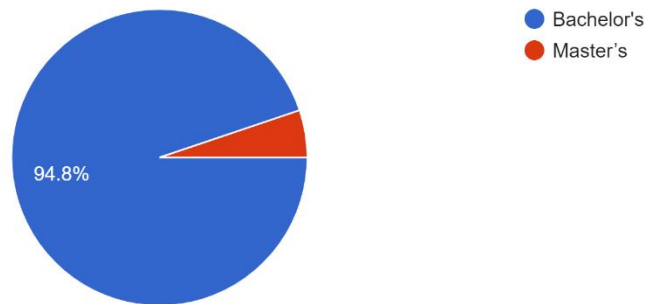
Interpretation: The responded are from all the classes including First year, second year and third year from all programmss

Gender:
213 responses



Interpretation: Out of total responded 49.3% are female and 50.70% are male respondents.

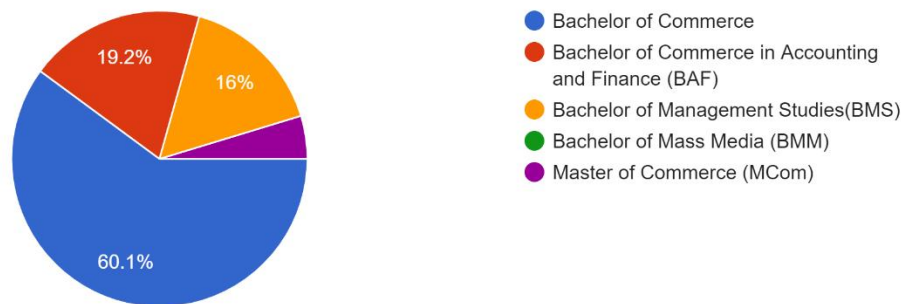
What degree program are you pursuing now?
213 responses



Interpretation: Out of total respondents 94.8% from under graduate and from post graduate students are 5.20%

In which degree programme you are studying?

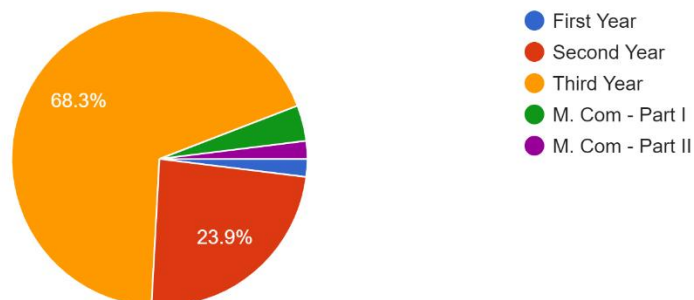
213 responses



Interpretation: 60.1% respondent are from commerce section, 19.2% respondents are from Bachelor of Commerce in accountancy and finance, Bachelor of Management studies (BMS) 16.00 % and M. Com 10.47%

You are Studying in:

205 responses



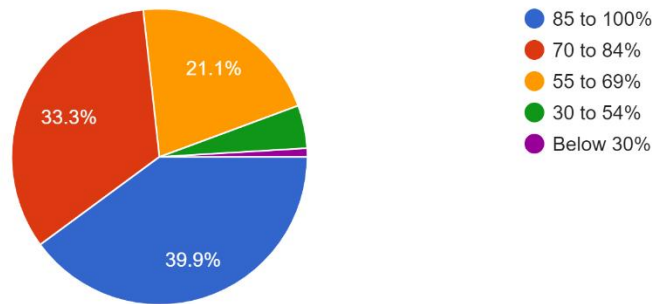
Interpretation:

68.3% respondents are from third year and 23.9% respondents are from second year. 2% respondents are from first year students. Rest 3.7% respondents are from M. Com first and second year.

II. Following are the questions for online Students Satisfaction Survey regarding Teaching Learning process

1. The syllabus covered in the class:

213 responses

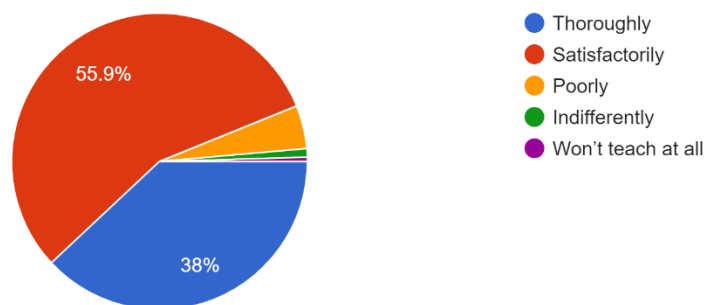


Interpretation:

Under teaching learning aspect, the first question arises that the extent of syllabus completion. 39.9% respondents are agreed that the syllabus is covered between 85 to 100%. 33.3% respondents stated that the range of completion of syllabus is 70 to 84% and 21.1% respondents stated that only 55 to 69% syllabus is completed. 4.7% respondents are stating that only 30% to 54 syllabus completed.

2. How well did the teachers prepare for the classes?

213 responses

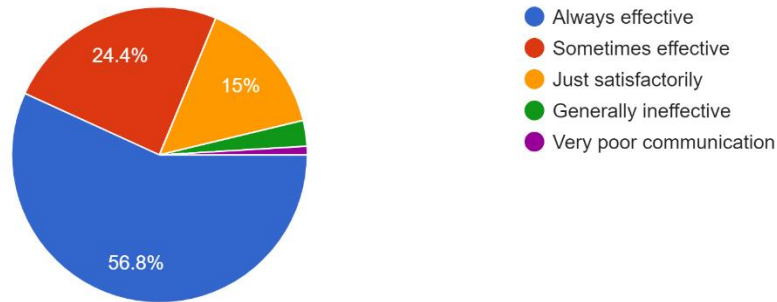


Interpretation:

As for as teachers' preparation is concern 55.9% respondents are satisfied with teacher content preparation. About 38% respondents reported that teachers are thoroughly prepared for lectures. 4.7% respondents are not satisfied with the content delivered by the faculty.

3. How well were the teachers able to deliver the content ?

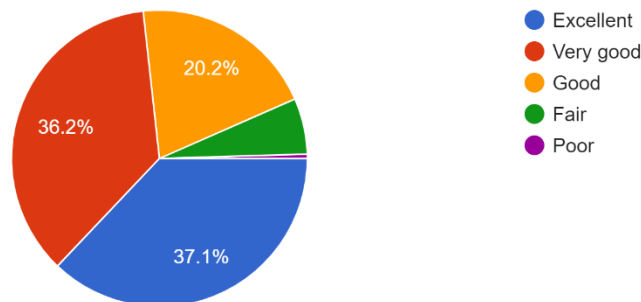
213 responses



Interpretation: Deliver of content is one of the key aspects of teaching -learning process. Nearly 56.8% respondents are in the favour that the delivery of content of teachers are effective. 24.4% respondents are saying that delivery is sometimes effective and around 20% respondents are least satisfied.

4.The teacher's approach to teaching can best be described as:

213 responses

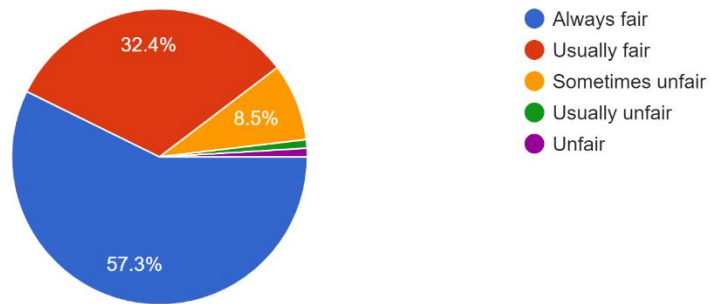


Interpretation:

Teachers approach to teaching is very important. The teaching learning can be excellent with the teachers' attitudes towards students. The above diagram shows that almost 37.1% respondents said teachers' approach towards teaching is excellent. About 36.2% students are of the opinion that teachers approach forwards teaching is very good, while 20.2% students reported teaching approach of teachers is good.

5. Fairness of the internal evaluation process by the teachers:

213 responses

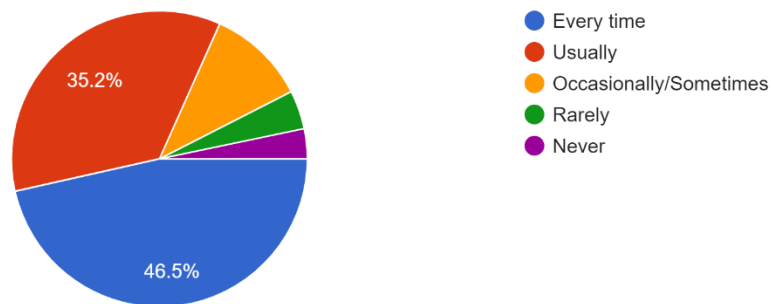


Interpretation:

Internal evaluation is the part of overall evaluation of students. Class test, Projects, assignments and viva are the mode of Internal evaluation. About 89.7 % respondents are agreed that the internal evaluation process is fair.

6. Was your performance in assignments discussed with you?

213 responses

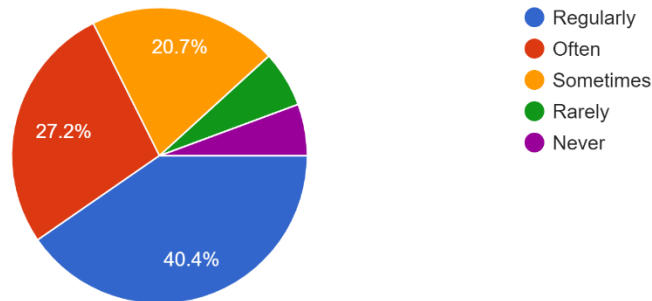


Interpretation:

Assignments is the part of curricular activity. Teacher assignments to students to achieved course outcome. From the above 81.7% respondents are agreed that performance in assignment is discussed with students to make them understand their performance and role and their learning level. Approximately 10.8% students stated that student's performance is sometimes discussed and 7.6% respondents saying it should be discussed with them.

7. The institute takes active interest in promoting internship, student exchange, field visit opportunities for students:

213 responses

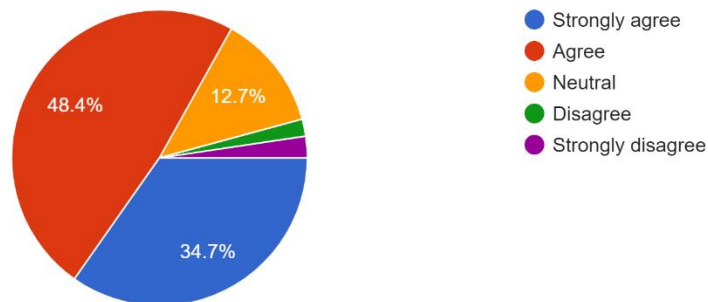


Interpretation:

Internship, student exchange program, and field visits are different mode of teaching. Institute organised such event for the students as per the urge of program and requirement of syllabus. Out of total respondents almost 88.3% respondents agreed that the institute takes active interest in promoting internship, students exchange and field visit for the overall development of the students. However, 6.1% respondents said institute rarely organised such events. 5.6% respondents said the institute do not organise such events for them.

8. The institution provides multiple opportunities to learn and grow:

213 responses

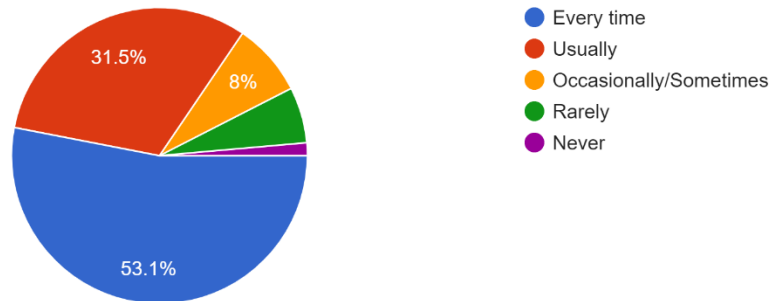


Interpretation:

Overall, growth and development of students is prime objective of program objective and course objective. To accomplish this objective the institution provides multiple opportunities to students by organising several curricular and co-curricular activities. The above diagram shows that the institute do organise workshops, seminars, guest lectures, competitions where the students can take part and they can learn and grow themselves. About 83.1% students agreed that the college provide various opportunism of students to learn and grow However, as per 4.2% respondents institute do not provide an opportunity to them.

9. Teachers inform you about your expected competencies, course outcomes and programme outcomes:

213 responses

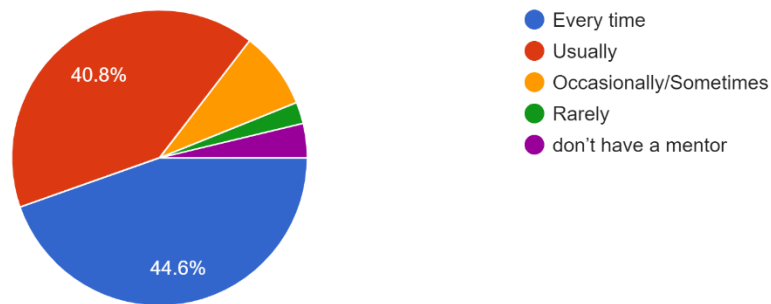


Interpretation:

The class teacher has been assigned to every class along with the subject teachers. During the orientation of students in their first lecture subject teacher discuss about the course objectives and outcomes. In the annual orientation of student’s program outcome discussed with parents and students. From the above, nearly 92.6% respondents said the course and program outcomes are discussed with them and nearly 7.4% respondents responded that program and course outcomes rarely discussed with them.

10. Your mentor does a necessary follow-up with an assigned task to you:

213 responses

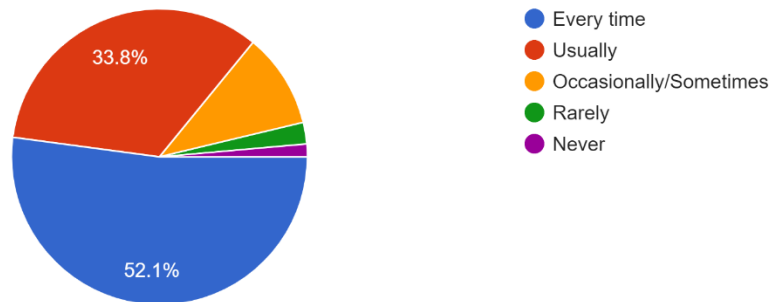


Interpretation:

Mentor is assigned for each class where student can discuss their issues related to academic or any others. Teacher tries to identify the issues and resolve it. As per the above 93.9 % respondents mentioned that do follow up with an assigned task to them and as per 6.1% respondents,’ mentor rarely do follow up for assigned work.

11. The teachers illustrate the concepts through examples and applications:

213 responses

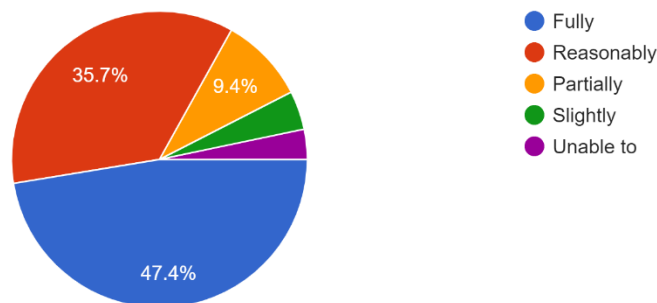


Interpretation:

Teaching learning process can be effective only when teaching methodology is effective. Teaching can be effective only if the concept is cleared and technique is effective. As per 96.2% respondent's, teachers illustrate the concepts through examples, case study and applications and as per 3.7% respondents' , teachers' explanations are not up to mark.

12. The teachers identify your strengths and encourage you with providing right level of challenges:

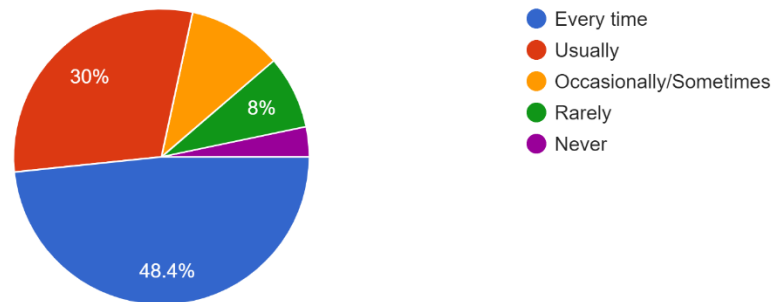
213 responses



Interpretation:

Identification of student's strengths and weaknesses is very important. Students get motivated with teachers' involvement. As per the above feedbacks of 93.5% respondent's teachers encourage the student to identify their strengths and weaknesses and encourage them for right direction and 4.2 % respondents stated that teachers slightly do it. And as per 3.3 % respondents' teachers are unable to do it.

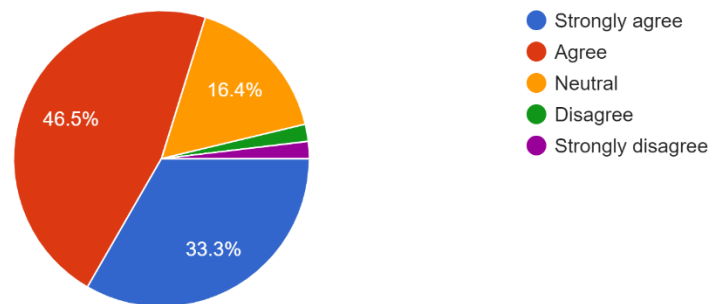
13. Teachers are able to identify your weaknesses and help you to overcome them:
213 responses



Interpretation:

Out of total responses, 88.7% respondents are stated that teachers identify the weaknesses and tries to remove those weaknesses by considering the strength of students. Whereas, as per 8 % respondents, teachers rarely get into students' strengths and weakness.

14. The institution makes effort to engage students in the monitoring, review and continuous quality improvement of the teaching learning process:
213 responses



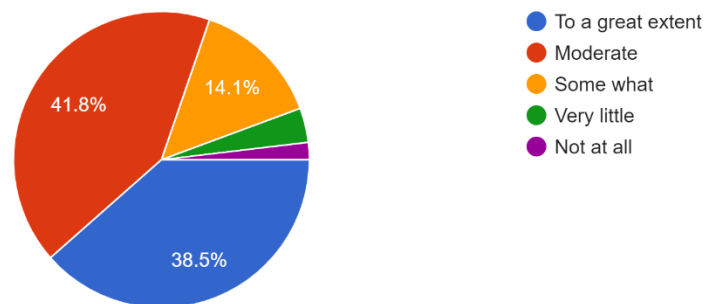
Interpretation:

The primary objective of the institute is to ensure the growth and development of the students. The institute has made a clear vision. To achieve purpose of the students' progress in teaching leaning process, the institute always ask the teacher to make the students to engaged in academic and non-academic activities and identify their strengths and weaknesses. Accordingly, teacher used to give the guidance to the students. The above diagram shows, nearly 91% respondents say the institute always make efforts engage students in the

monitoring, review and continuous quality improvement of the teaching learning process. Remaining students were not agreed with this.

15. The institute/ teachers use student centric methods, such as experiential learning, participative learning and problem solving methodologies for enhancing learning experiences:

213 responses

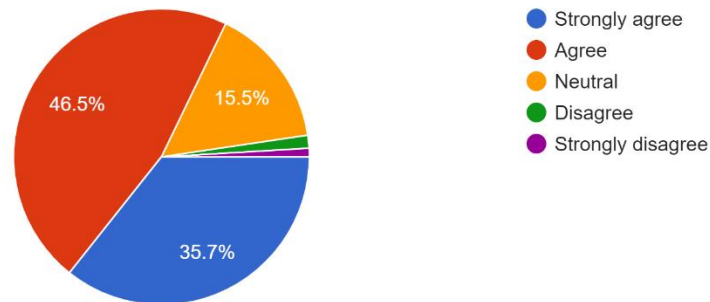


Interpretation:

The primary aim of the institute is student centric. The institute take efforts to enhance learning experiences of students by providing them different platforms. Institute / teacher make students to participate in activities. competitions, workshops, seminars and conferences organised by college as well as other institutes. From the above as per 80.3% respondents institute always encourage students to participate in different activities. As per 14.1 % respondents institute take some efforts to make the learning student centric while 3.3% respondents are of the opinion under that institute take very little efforts to make the teaching -learning process more student centric. 1.9% students responded are under that college do not emphasis on student centric approach.

16. Teachers encourage you to participate in extracurricular activities:

213 responses

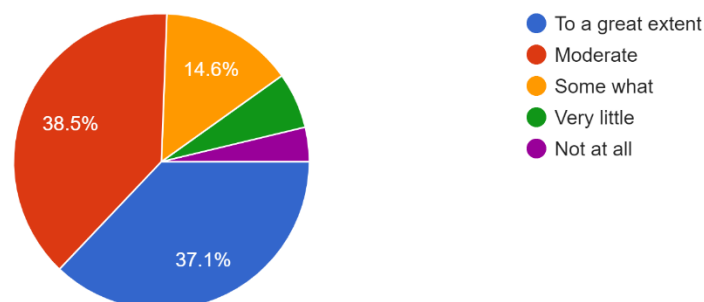


Interpretation:

The college actively involved in extracurricular activities. The college itself conducting several activities internally as well as externally under different committees such as cultural, NSS, research, sports and WDC etc. Students participate in competitions organised by different colleges and also our college participate in Youth fest and Avishkar convention organised by University of Mumbai. As per the feedback 82.2% respondents reported that teacher do encourage students to take part in extracurricular activities. 15.5% respondents have neutral opinion on it. Nealy, 2 % respondents are disagreed that teachers encourage them to participate in extracurricular activities.

17. Efforts are made by the institute/ teachers to inculcate soft skills, life skills and employability skills to make you ready for the world of work:

213 responses



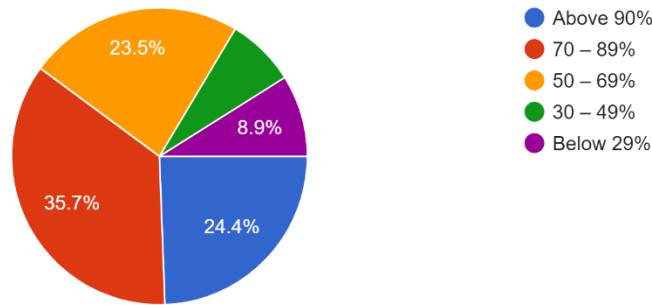
Interpretation:

The institute always think about the overall development and growth of the students. 37.1% students responded that the institute and teachers to a great extent inculcate soft skills, life skills and employability. Nearly 38.5% students stated that moderate inculcation done by teaches on soft skills and life skills. About 14.8% respondents says to some extend teachers tries to do

this. 6.1% respondents said that teachers hardly teach them soft skills, life skills and employability skills to make them face world.

18. What percentage of teachers use ICT tools such as LCD projector, Multimedia, etc. while teaching:

213 responses

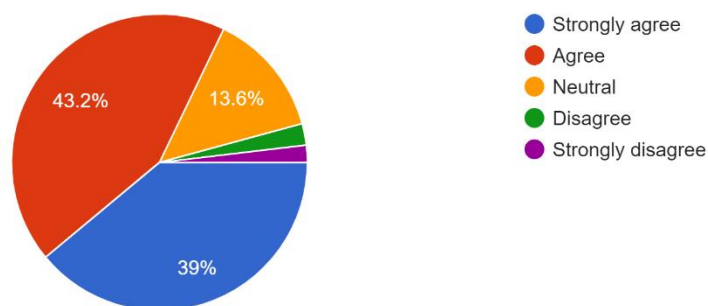


Interpretation:

Use of ICT is one of the effective tools in teaching learning process. Out of total respondents, as per 24.4 % respondents more than 90% teachers use ICT tools, 35.7% respondents said that 70-89% teacher use ICT. 7.5% respondents stated 50 to 69% teachers use ICT or Multimedia. Whereas, 8.9% students reported that less than 29% teachers use ICT technology.

19. The overall quality of teaching-learning process in your institute is very good:

213 responses




Interpretation:

The quality of teaching and learning process in any institute must be very good. About 82.2% students reported that the quality of teaching and learning process is very good whereas 4.0% respondents were to disagree with this opinion.

Give three observation / suggestions to improve the overall teaching – learning experience in your institution

..

1. Excellent
2. It is nice to study in this institution
3. Students are always motivated. And to understand students' point of view
4. Sometimes internet connection is poor
5. Practical approach should be considered above theory.
6. Give more activity and research orientated
7. Great Experience
8. Teachers are good I don't hv any complaint regarding their teaching
9. Use better graphics and visual media to engage students well. Better graphics and colours arouse the interest and desire to learn among students.
10. Teacher is doing great job
11. NOTHING OUR TEACHER IS A BEST TEACHER IN THE WORLD
12. It's perfect
13. Consider new learning methods
14. No suggestions bcoz they were always good
15. More flexible hours
16. Method of teaching should be improved
17. Positive
18. My suggestion is teacher should have good internet connection, for better understanding and learning
19. Best teachers
20. try to reach every student and ask for their doubts....
21. There should be more campus placement
22. Take students for field trip depending on topic
23. Be more innovative and not monotonous
24. Assignments should be reduced and extra- curricular activities should increase.
25. Appreciate the students to spoke English
26. Must concept clear in Hindi also
27. There is a professor who uses lots of experience-based videos to make us understand things, would suggest another teacher to use the same



Principal
Claras College of Commerce
Yari Road, Versova,
Andheri (W), Mumbai-400 061.

